

INSTRUCTIONS

Ideal for sanding internal and external curves.

For use with portable electric drills.

1/2", 3/4", 1", 1 1/2" and 2"

rubber drum spindles and

4 sanding sleeves for each spindle.

Easy to replace the sanding sleeve:

-Use a wrench to loosen the nut(see figure 1)

-Choose the suitable size sanding sleeve for the rubber drum(see figure 2)

-Using the wrench provided tighten the nut at the top of the spindle and this expands the rubber drum gripping the sanding sleeve.

To release the sanding sleeve loosen the nut

which allows the rubber drum to reduce in size.(see figure 3)

Important :Do not use if the sanding sleeve is loose.



①








②



③

25PC Rubber Drum Sanding Kit

Photo	Description	material	speed
	1/2" sanding drum, 80 grit (4PC)	aluminum + carbon steel+ rubber	20000-25000R.P.M
	3/4" sanding drum, 80 grit (4PC)	aluminum + carbon steel+ rubber	20000-25000R.P.M
	1" sanding drum, 80 grit (4PC)	aluminum + carbon steel+ rubber	15000-18000R.P.M
	1 1/2" sanding drum, 80 grit (4PC)	aluminum + carbon steel+ rubber	10000-14000R.P.M
	2" sanding drum, 80 grit (4PC)	aluminum + carbon steel+ rubber	17500-11500R.P.M

**Do Not exceed maximum speeds
Please retain for future reference**

